

Creating an accessible and equitable learning experience with hybrid course design

Amir Shiva

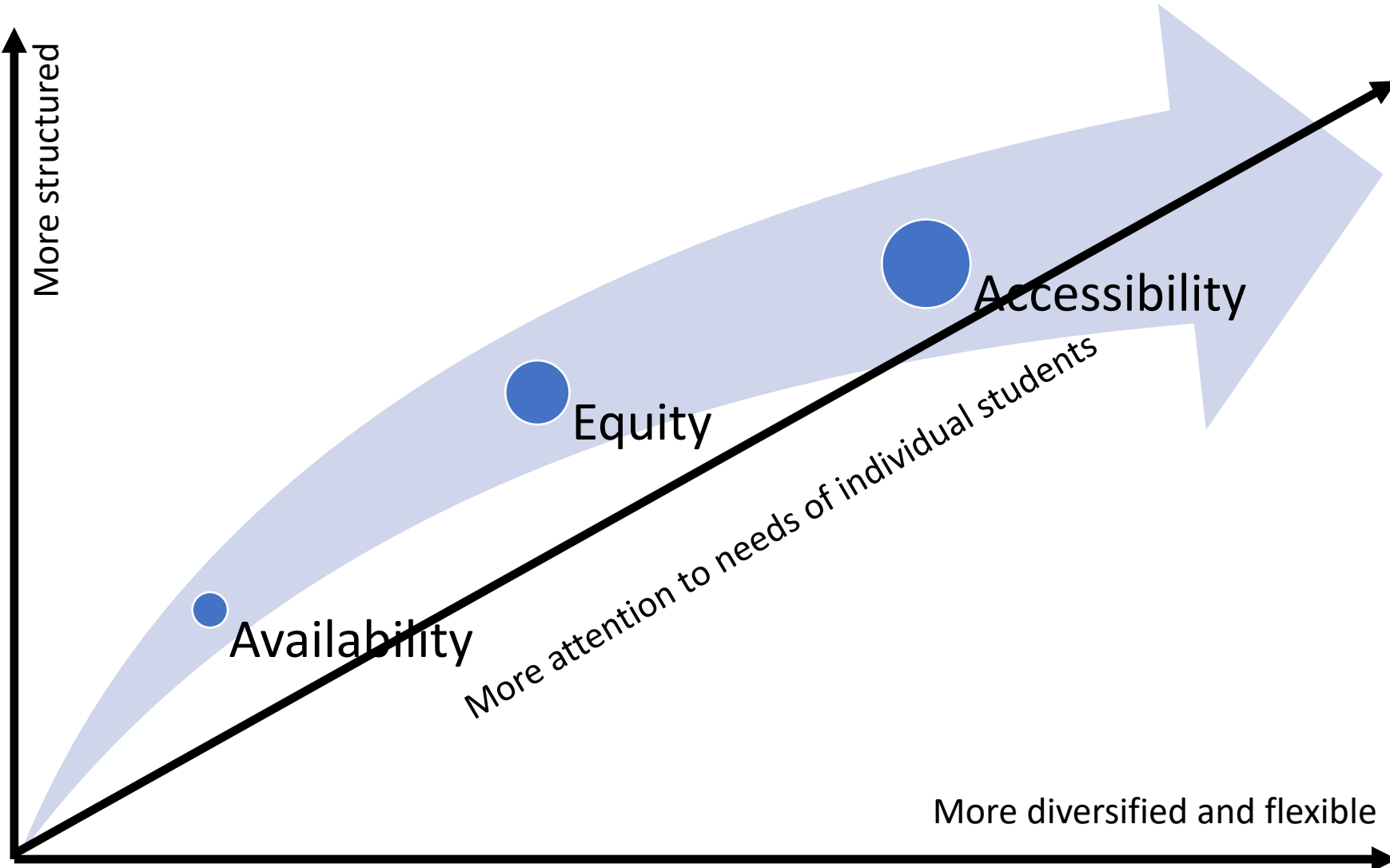
Department of Anthropology



The course

- ANTH378: Anthropology of Media
- Between 100-200 students
- Offered only in-person before the pandemic
- Offered first as a hybrid course in Summer 2021
- Has been offered in a hybrid format 4 times so far
- CTLT Hybrid Teaching Grant (2021)
- CTLT learning designer (Namsook Jahng), SoTL Specialist (Yue Mao), and 3 Anthropology GAAs

Priorities





Equitable experience

Student quote

"I think it is unfair that students that are taking it online are broadcasted on huge board if they chose to speak with their cameras on, and everyone in the lecture hall can see them, but they can't see the audience that they are basically talking to. It personally discourages me from participating in class [...]"

Identify the cohorts

		Place	
		In-person	Remote
Time	Synchronous	①	②
	Asynchronous		③

Identify the cohorts' 'advantages'

		Place	
		In-person	Remote
Time	Synchronous	Can more quickly grab the instructor's attention if questions	Has access to and can actively use the chatbox
	Asynchronous		Likely to more carefully review recorded lectures

Devising equivalents for 'advantages'

		Place	
		In-person	Remote
Time	Synchronous	Can more quickly grab the instructor's attention if questions	Has access to and can actively use the chatbox
	Asynchronous		Likely to more carefully review recorded lectures

Asking the TA to interrupt if a remote student has their hand up

Encouraging in-person students to join on Zoom as well or summarize the chat conversations at different points

Assigning pre-recorded lectures.

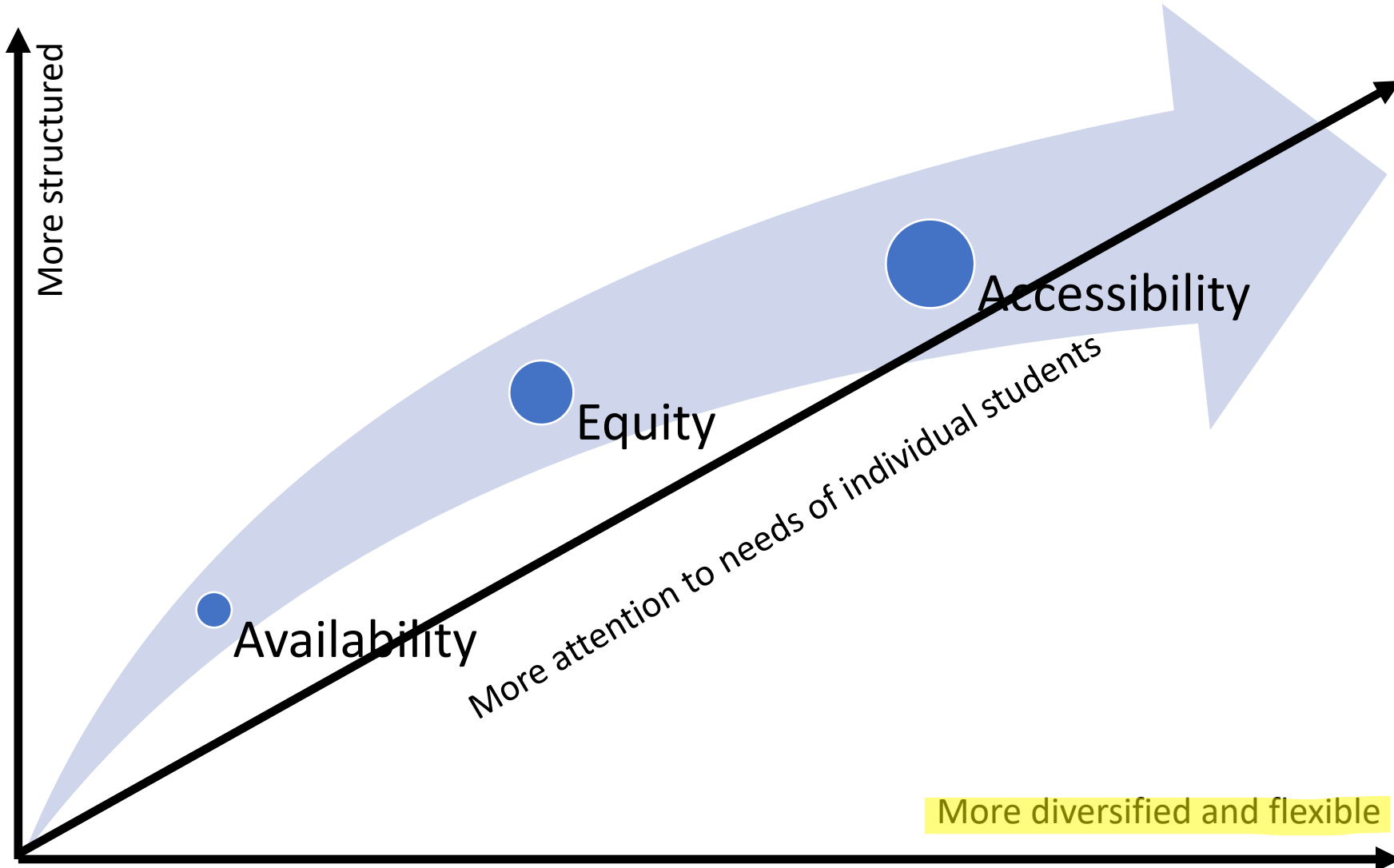
Diversified components and considerations

- While students are part of the same class, they belong to different cohorts.
- Given the nature of their participations, each cohort has a different experience and therefore certain 'advantages'.
- Devising equivalents for each advantage means that there will be many more activities, components, and considerations.
- Therefore: diversity and flexibility.

Diversified components and considerations

- Attendance options: flexible (v. fixed)
- Class meetings: combination of synch. and asynch.
- Class content: lectures, videos, individual pre-class quizzes, and group learning activities
- Lectures: pre-recorded and live
- Assignments: individual and group

Priorities











More diversified and flexible

Better structured/planning

- Offering varied options and flexibility to varied cohorts of students require a well-thought-out structure and thorough planning.

Modules

C. What is a medium? (Jan 20, 23, & 25)		Complete All Items	✓	+	⋮
⋮	 Module C Overview View		✓		⋮
⋮	Readings		✓		⋮
⋮	 Introduction: What Is a Medium? Jan 23 0 pts Mark done		✓		⋮
⋮	 Medium Is the Message Jan 23 0 pts Mark done		✓		⋮
⋮	Pre-recorded Lectures		✓		⋮
⋮	 Video: Medium Is the Message Jan 23 0 pts Mark done		✓		⋮
⋮	Pre-class Quiz		✓		⋮
⋮	 Understanding Media Multiple Due Dates 5 pts		✓		⋮
⋮	Video		✓		⋮
⋮	 A Balinese trance seance & Jero on Jero Jan 23 0 pts		✓		⋮
⋮	 Jero: A video study guide		✓		⋮
⋮	Active Learning Activity		✓		⋮
⋮	 ALA: The Vancouver Freeway That Never Was Jan 26 100 pts Submit		✓		⋮

FAQ

ANTH378: Anthropology of Media (Summer 2021; Term 2)

Frequently Asked Questions

This is a living document. It will be updated with new questions and answers throughout the term.

Throughout the term, if you have a question about the structure and format of the course, access to shared documents and materials, course requirements, etc., after consulting the syllabus, please check this FAQ document, before contacting your TA or instructor. You will probably find the answer to your questions either on the syllabus or here. If you still cannot find what you are looking for or you need more clarification, please feel free to contact your TA. After answering your question, we may add it along with our response to this document, so our class-colleagues who may have the same questions can find their answers here.

Table of Contents:

[Course Structure and Format](#)

[Q1: How is this course delivered?](#)

[Q2: Where do we meet for the synchronous component of our class?](#)

[Q3: Am I expected to attend the live class meetings?](#)

[Q4: Will the synchronous lectures be recorded and uploaded on Canvas?](#)

[Q6: For how long will the recording of synchronous lectures be available on Canvas?](#)

[Q7: If live meetings are going to be available on Canvas after they are done, why should I](#)

Schedule

MONDAYS Typically Synchronous (in-person or online) Mostly Lectures	WEDNESDAYS Typically Synchronous (in-person or online) Mostly Active Learning Activities	FRIDAYS Typically Asynchronous Mostly Pre-recorded Lectures
Module A: Introduction January 9 Intro to the course Intro to the ethics of ethnographic research	January 11 Blankets	Module B: Culture and media January 13 Language Relativity in Marvin's World Defiant Images Excerpts from The Kayapo: Out of the Forest
Module B: Culture and media January 16 Lecture	January 18 Maps	Module C: What is a medium? January 20 Medium Is the Message A Balinese Trance Séance & Love on Java
Module C: What is a medium? January 23 Lecture	January 25 The Vancouver Freeway That Never Was	Module D: (Dis)continuities January 27 Writers of Hollywood Ways of Seeing Stranger with a Camera
Module D: (Dis)continuities January 30 Lecture	February 1 Visual Media and Envy TCPS2 CERTIFICATE	Module E: Strange/familiar media February 3 Ambiguity of the Photograph The Index Card
Module E: Strange/familiar media February 6 Lecture	February 8 Police Body Camera	Midterm & final project check-in February 10 Midterm discussion (will be held online only)
Midterm & final project check-in February 13 MIDTERM EXAM (ONLINE)	February 15 Final project discussion	Module F: Media methods February 17 A Brief History of Ethnography Digital and Virtual Ethnography
Module F: Media methods February 27 Lecture	March 1 Free to Play	Module G: Media ideologies March 3 Intro to Media Ideologies
Module G: Media ideologies March 6 Lecture	March 8 Vaccines	Module H: Economy of attention March 10 Economy of Attention An Anthropological Intro to YouTube
Module H: Economy of attention March 13 Lecture	March 15 Our Years of Zoom	Module I: Media power March 17 The Social in Social Media We Live in Public
Module I: Media power March 20 Lecture (will be delivered online only)	March 22 Statuary	Module J: Media materiality March 24 Intro to Media Beyond the Human The Anthropos of Anthropology
Module J: Media materiality March 27 Lecture	Final project March 29 Final project group meeting	March 31 FINAL PROJECT DUE
Wrap-up and final essay prep April 3 Wrap-up Lecture	April 5 Final essay distributed and discussed	April 7 No class (holiday)
April 10 No class (holiday)	April 12 FINAL ESSAY OFFICE HOUR (ONLINE)	April 14 FINAL ESSAY DUE (ONLINE)

Live lectures

Pre-recorded Lectures

Active Learning Activities

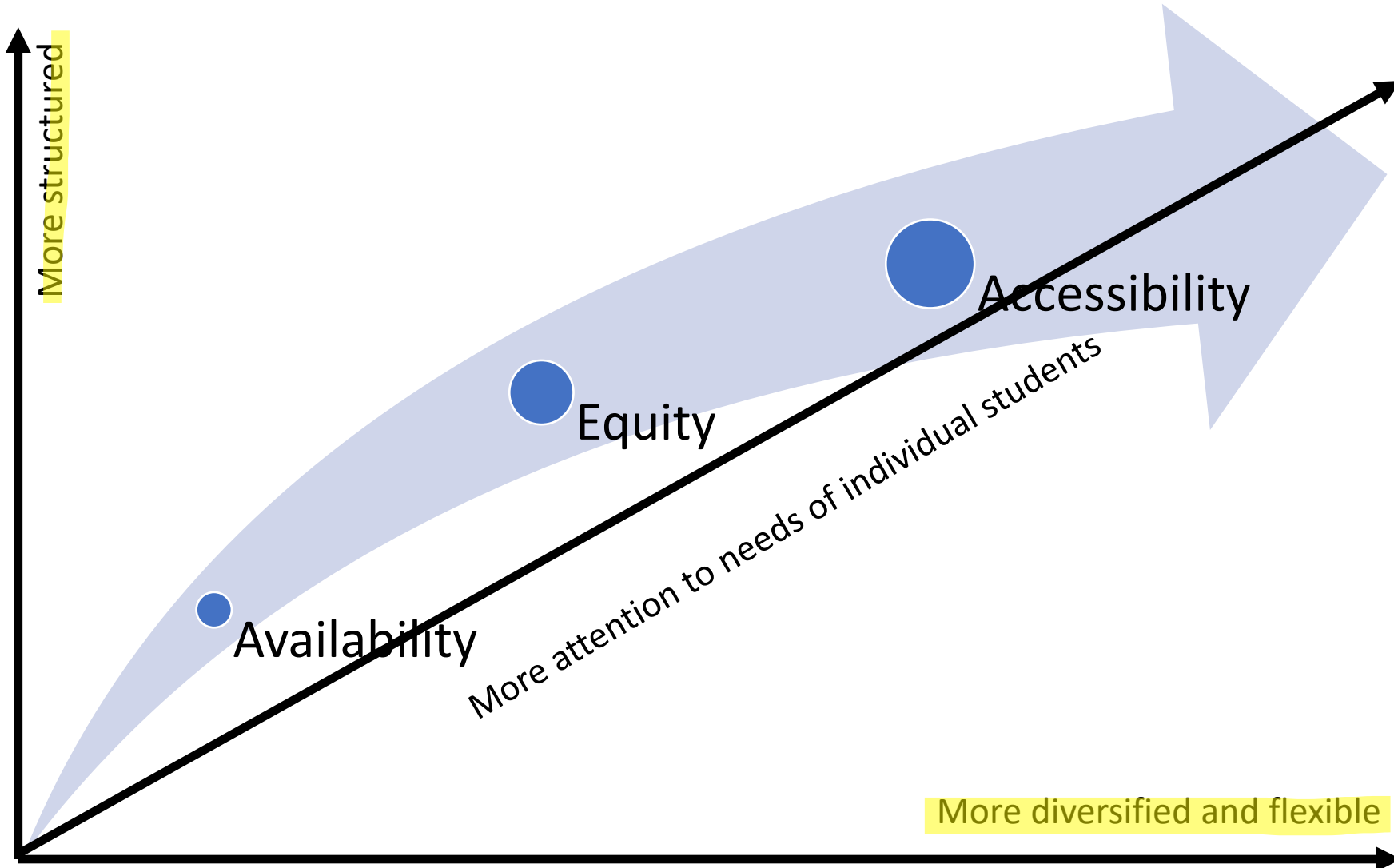
Documentaries/ethnographic videos

Assignments and Exams

Assignment and Exam Meetings and Q&As

Online Only Meetings

Priorities



An open white door is shown on the left side of the frame, set against a solid blue wall. The door is slightly ajar, revealing a bright, glowing light source from the other side. The floor is a light blue color that reflects the door and the light. The word "Accessibility" is written in a white, sans-serif font, centered horizontally and slightly to the right of the door's opening.

Accessibility

Equity helps accessibility

- An equitable multi-access/hybrid experience:
 - (1) accessible across multiple cohorts;
 - (2) multiple accesses within the cohorts.
- Not only would in-person, remote, synchronous, asynchronous students have access to the course material, but also e.g., in-person synchronous students have access to recorded live lectures; or asynchronous students who live in the same time zone or available at the same time can work on their learning activity together; or everyone has access to subtitled/transcribed videos.

Transcribed/captioned videos

Ways of Seeing

mode of production
"Produktionsweise" *e.g., Capitalism*

productive forces
"Produktivkräfte"

relations of production
"Produktionsverhältnisse"

labor power
means of production

e.g., factories where workers use their labor to operate machines

property, power and control relations;
relations between people and the objects of their work; and the relations between social classes.

e.g., labor (owned by workers who do not own means of production) is exchanged for wage. profit (collected by those controlling means of production) is the difference b/w compensation and laborers contribution to production.

production is the profit

Play clip

8:04 / 25:51

1x

Take-home final exam

Final Essay Guidelines

- The final essay is due by the end of the day on April 14.
- While you must write the essay individually, you are welcome to discuss the essay with your classmates. However, in order to be fair to everyone, the teaching team will NOT be able to answer questions about the final essay itself (other than clarification questions, regarding the format, timeline, submission, etc.) after our April 5 class meeting. Josie and I can still discuss with you the course material if you have any questions as long as they are not directly about the essay questions.

At a glance...

